



SPECIFICATION

Surface Acoustic Wave Filter

USER




USER PART No.

WISOL PART No. **SFXG35BYN02**

DOC. No. SMS-51-L-SFT-FS-48

DATE Arp 18 , 2017

REVISION 001

WISOL					
ISSUED BY	Lee, Ju-Hyeong 	APPROVED BY (R&D)	Byun, Kyung-Su 	APPROVED BY (QC)	Hong, Sang-Dae 
User					
ISSUED BY		CHECKED BY		APPROVED BY	

WISOL CO., LTD.
 531-7, Gajang-ro, Osan-si,
 Gyeonggi-do, KOREA, 18103
<http://www.wisol.co.kr>

购买原装正品请认准-德方电子
 免费服务热线: 400-655-8700
 深圳总部电话: 0755-28187877
 网址: www.denovocn.com

A TABLE OF CONTENTS

1. REVISION HISTORY	3
2. DEFINITION	4
3. PRECAUTIONS	4
4. OUTLINE DRAWING & DIMENSIONS	5
5. MARKING	6
6. PERFORMANCE	7
6-1. MAXIMUM RATINGS	7
6-2. ELECTRICAL CHARACTERISTICS	8
7. RELIABILITY	14
7-1. ENGINEERING SAMPLE FLOW CHART	14
7-2. TEST ITEM & CONDITION	15
8. REFLOW CONDITION	16
9. RECOMMENDED PCB DIMENSIONS	16
10. CAUTION	17
11. PACKING	18
11-1. DIMENSIONS	18
11-2. REELING QUANTITY	19
11-3. TAPING STRUCTURE	19
11-4. INNER BOX(Reel Packing) STRUCTURE	20
11-5. OUTER BOX STRUCTURE	21
12. TAPE SPECIFICATIONS	22
13. RoHS DATA	23

1. REVISION HISTORY

000	Jau 11 2017	All Page	Make specification
001	Apr.18. 2017	8-9/29Page	Changed Wi-Fi frequency range

2. DEFINITION

2-1. PART No.

S F X G35 B Y N 02

① ② ③ ④ ⑤ ⑥

No.	EXPLANATION	
①	SAW Filter	
②	Design Type	
③	Center Frequency:	Tx 2535MHz (2500 ~ 2570MHz)
④	Input/Output 50ohm/50ohm,	
⑤	Package size: 1.8×1.4mm ²	
⑥	Design Revision (02 : Molding Type)	

2-2. APPLICATION : UMTS B8

3. PRECAUTIONS

3-1. This device should not be used in any type of fluid such as water, oil, organic solvent, etc.

3-2. This is a hermetic device.

MSL(Moisture Sensitive Level) is the '2a' level.

3-3. Ultrasonic cleaning shall be avoided.

3-4. Isopropyl Alcohol and Ethyl Alcohol can be used for cleaning. Contact us before using other cleaning solvents than above

3-5. This is an electrostatic sensitive device.

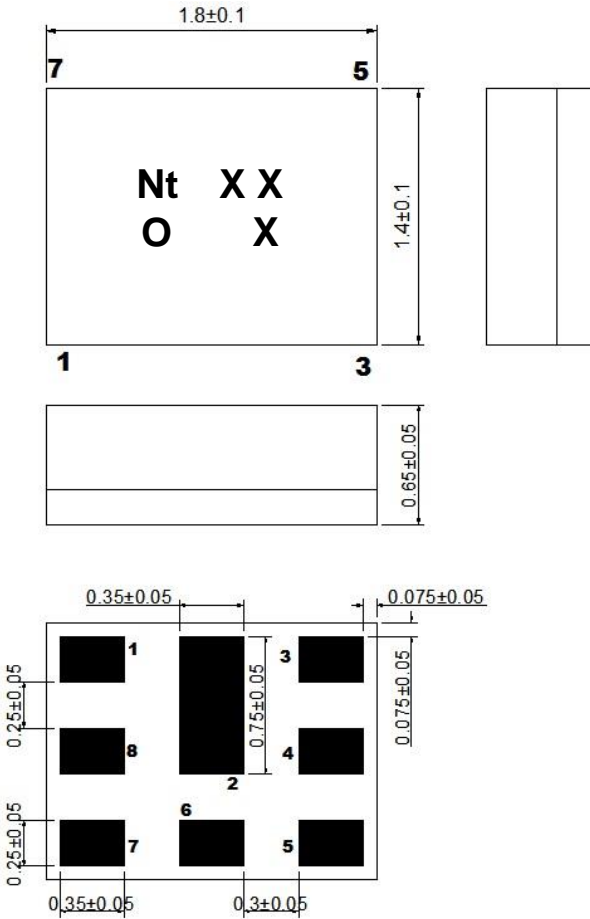
Please avoid static voltage during operation and storage.

3-6. Sudden change of temperature shall be avoided, deterioration of the characteristics can occur.

3-7. If any malfunction due to designing or manufacturing which is out of specification occurs within one year after the products have been delivered, the maker should exchange the defective products.

4. OUTLINE DRAWING & DIMENSIONS

[Unit: mm]



No.	Function
1	Rx Output
3	Tx Input
6	Antenna
2, 4, 5, 7, 8	GND

5. MARKING



5-1. N t X X

- The 1st, 2nd character 'N t' indicates the model name of SAW Filter “SFXG35BYN02” .
- The 3rd character 'X' indicates the year and the month of manufacture.

Year	Month											
	1	2	3	4	5	6	7	8	9	10	11	12
2014	1	2	3	4	5	6	7	8	9	A	B	C
2015	D	E	F	G	H	I	J	K	L	M	N	O
2016	P	Q	R	S	T	U	V	W	X	Y	Z	a
2017	1	2	3	4	5	6	7	8	9	A	B	C

※ This rotates by the 3 years.

- The 4th, 5th character 'X' indicates Lot No.

5-2. O

- This symbol indicates input pin 1.
- This indicates the producing center
 - : China,

5-3. Marking : Laser Marking

6. PERFORMANCE

6-1. MAXIMUM RATINGS

CHARACTERISTICS	RATINGS	UNITS
DC Permissive Voltage	5	V
Maximum Input Power	0.8	W
Operating Temperature Range	- 20 ~ +85	°C
Storage Temperature Range	- 40 ~ +85	°C

**6-2. ELECTRICAL CHARACTERISTICS
6-2-1. TABLE**

Ta = -20 ~ +85 °C

Item	CONDITION [MHz]	UNIT	RATING		
			Min.	Typ.(25°C)	Max.
TX → ANTENNA					
Insertion Loss	2500 ~ 2570(*1)	dB	-	1.95	2.9
	2500 ~ 2570(*1)(*2)	dB	-	1.95	2.7
Inband Ripple	2500 ~ 2570	dB	-	1.0	2.1
	2500 ~ 2570(*2)	dB	-	1.0	1.9
VSWR	2500 ~ 2570	-	-	1.7	2.5
Absolute Attenuation	10 ~ 718	dB	30	55	-
	832 ~ 862	dB	30	53	-
	1559 ~ 1563	dB	30	40	-
	1565.42 ~ 1605.89	dB	30	40	-
	1605.89 ~ 1680.0	dB	30	40	-
	1710.0 ~ 1785.0	dB	30	38	-
	1805.0 ~ 1880.0	dB	30	37	-
	1900.0 ~ 1920.0	dB	30	37	-
	2010.0 ~ 2025.0	dB	28	36	-
	2110.0 ~ 2170.0	dB	28	36	-
	2401.0 ~ 2468.0(*3)	dB _{INT}	40	46	-
	2451.0 ~ 2473.0(*3)	dB _{INT}	30	58	-
	2456.0 ~ 2478.0(*3)	dB _{INT}	15	50	-
	2461.0 ~ 2483.0(*3)	dB _{INT}	7	40	-
	2590.0 ~ 2595.0	dB	1.3	4	-
	2595.0 ~ 2620.0	dB	2	7	-
	2620.0 ~ 2690.0	dB	45	54	-
5000.0 ~ 5140.0	dB	30	50	-	
5100.0 ~ 5280.0	dB	30	52	-	
Termination Impedance : INPUT / ANTENNA			50Ω(+2.4nH) / 50Ω(// 3.3nH)		
ANTENNA → RX					
Insertion Loss	2620 ~ 2690(*1)	dB	-	1.9	3.1
	2620 ~ 2690(*1)(*2)	dB	-	1.9	2.9

购买正品请认准-德方电子
 免费服务热线: 400-655-8700
 深圳总部电话: 0755-28187877
 网址: www.denovocn.com

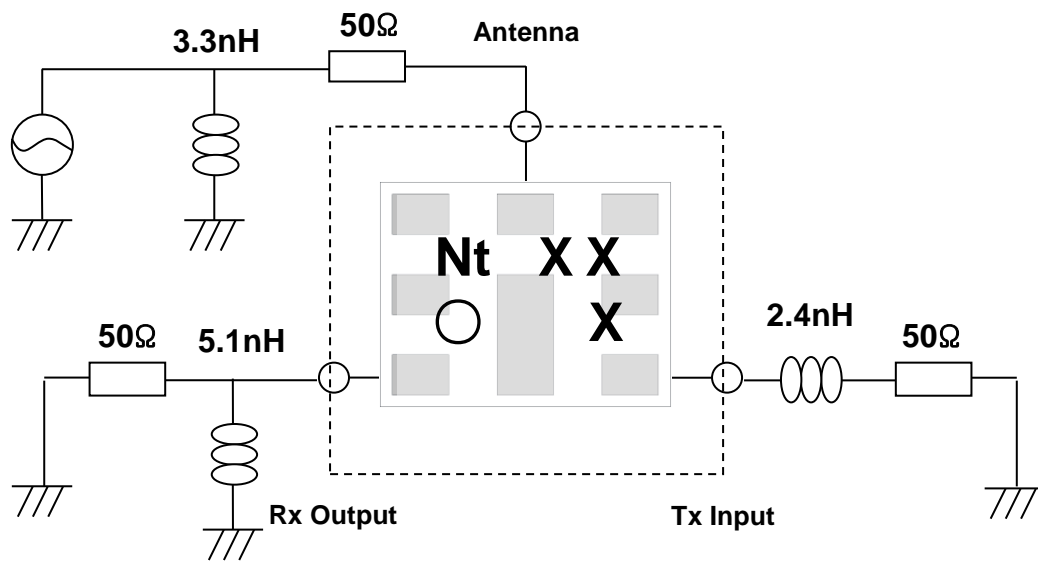
Inband Ripple	2620 ~ 2690	dB	-	0.8	2.1
	2620 ~ 2690(*2)	dB	-	0.8	1.9
VSWR	2620 ~ 2690	-	-	1.8	2.5
Absolute Attenuation	1.0 ~ 2500.0	dB	35	46	-
	2402.0 ~ 2470.0	dB	40	53	-
	2500.0 ~ 2570.0	dB	45	51	-
	2570.0 ~ 2600.0	dB	2.5	9	-
	4900.0 ~ 5950.0	dB	20	35	-
Termination Impedance : ANTENNA / OUTPUT			50Ω (//3.3nH) /50Ω(//5.1nH)		
TX → RX					
Isolation between Rx and Tx	2500 ~ 2570	dB	52	56	-
	2620 ~ 2690	dB	50	54	-

(*1). PCB loss is de-embedded.

(*2)Valid at room temperature.

(*3)Integrated attenuation per 18MHz over

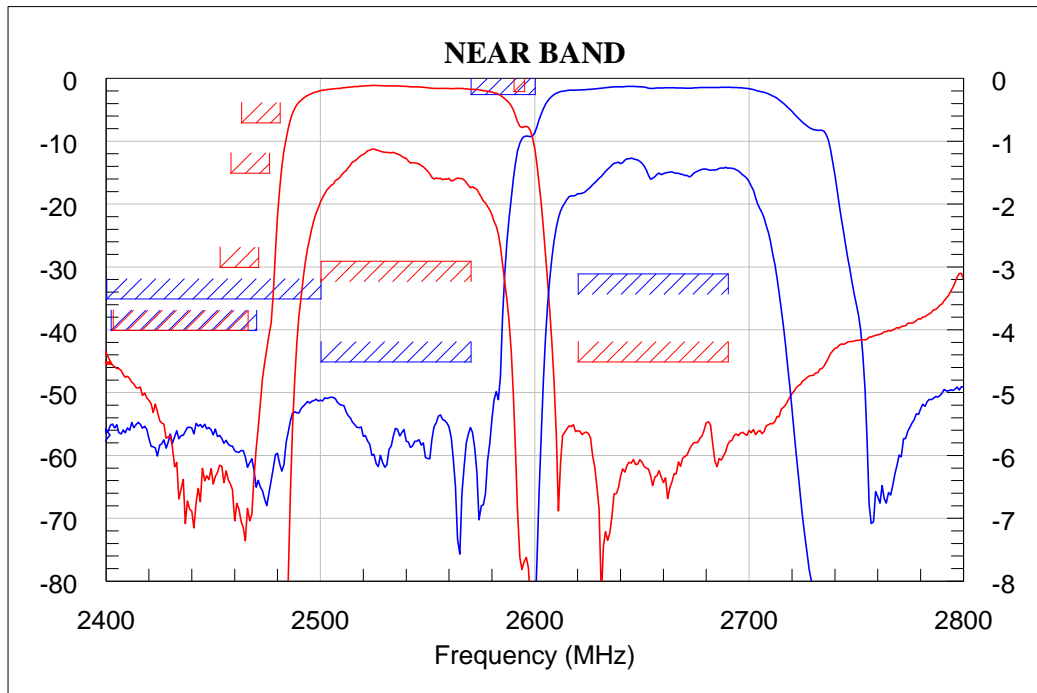
6-2-2. TEST FIXTURE



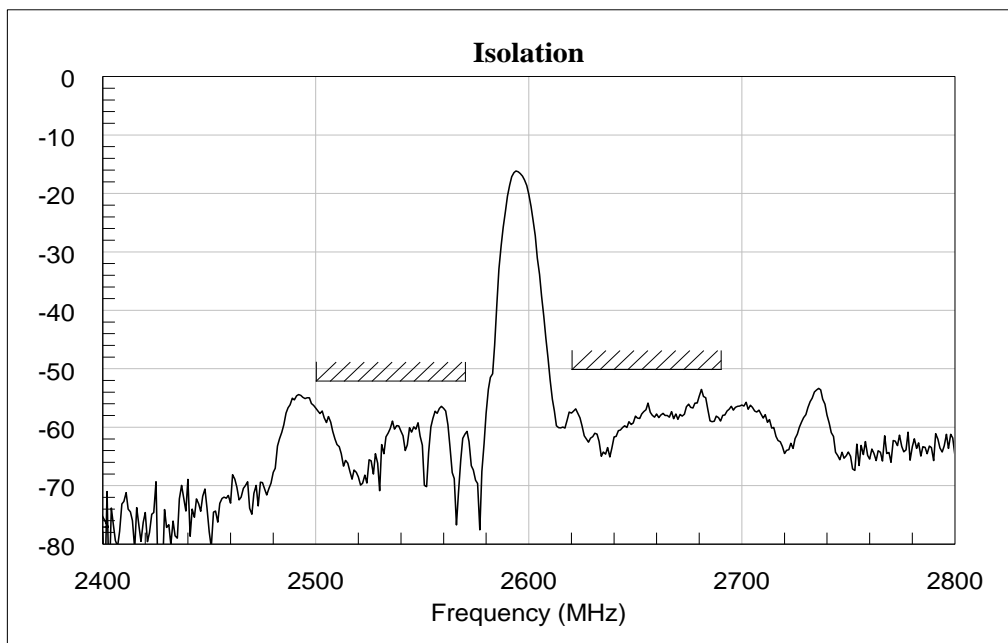
购买原装正品请认准-德方电子
免费服务热线: 400-655-8700
深圳总部电话: 0755-28187877
网址: www.denovocn.com

6-2-3. GRAPH

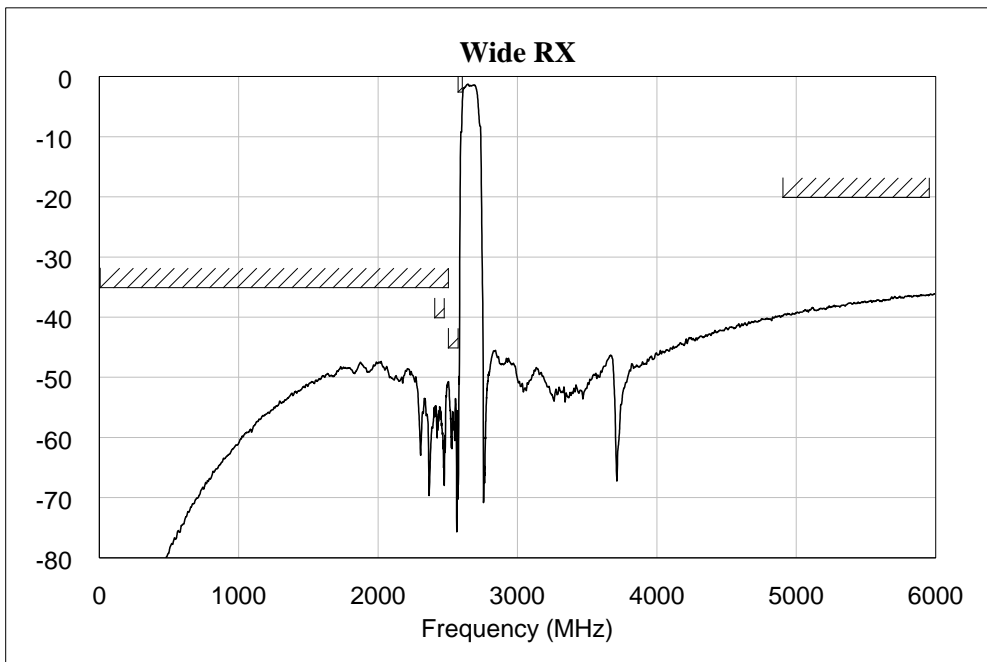
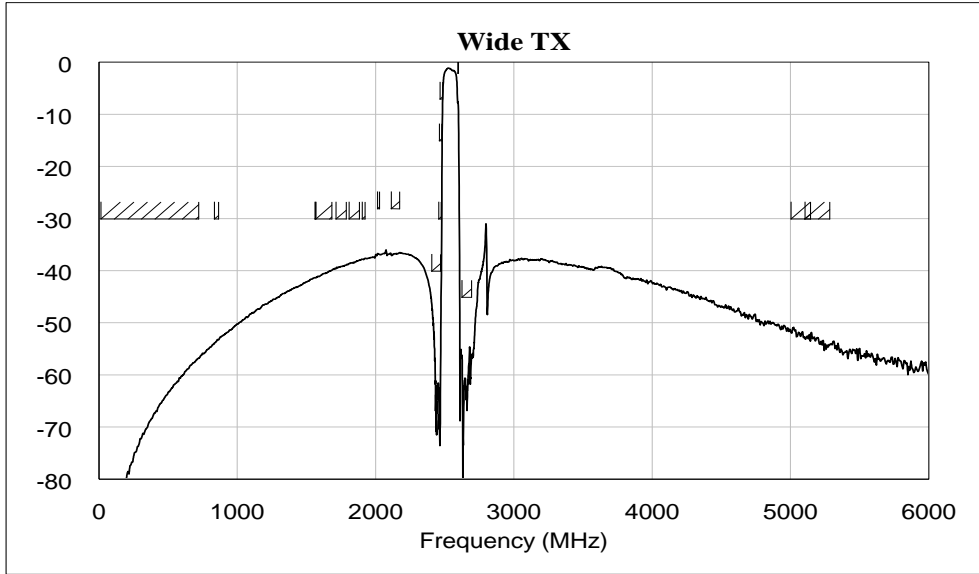
6-2-3-1. Tx→Ant, Ant→Rx Transmission Characteristics



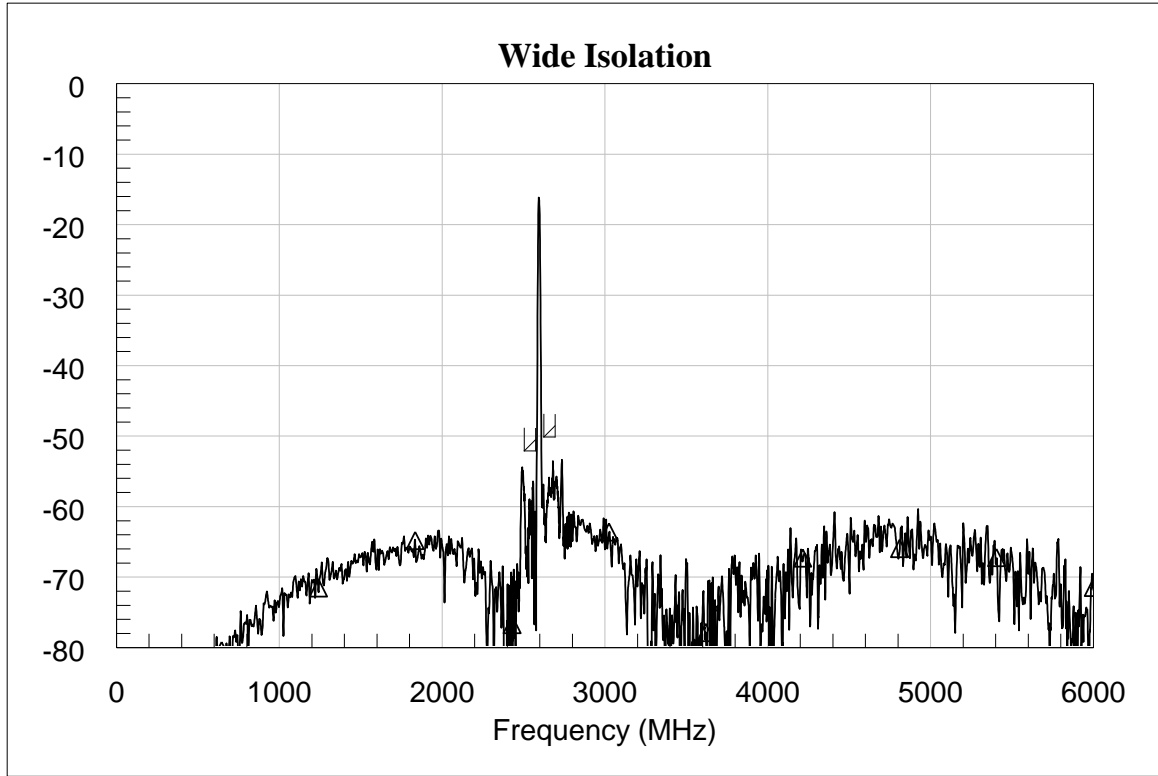
6-2-3-2. Tx→Rx Isolation Characteristics



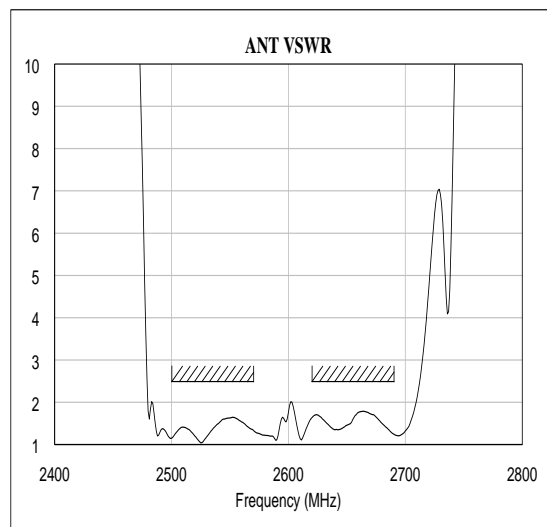
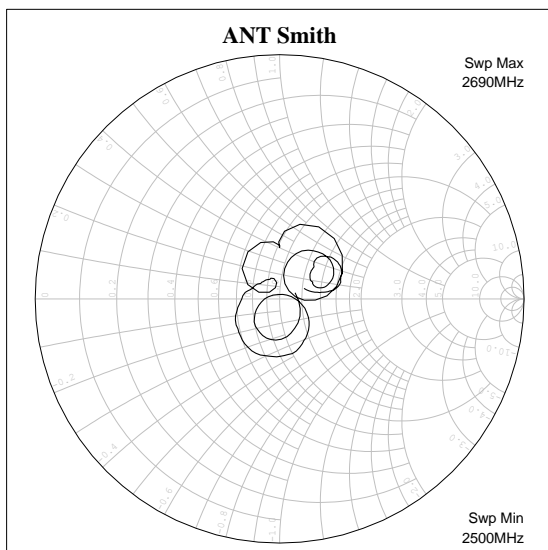
6-2-3-3. Wideband Tx→Ant, Ant→Rx Transmission Characteristics

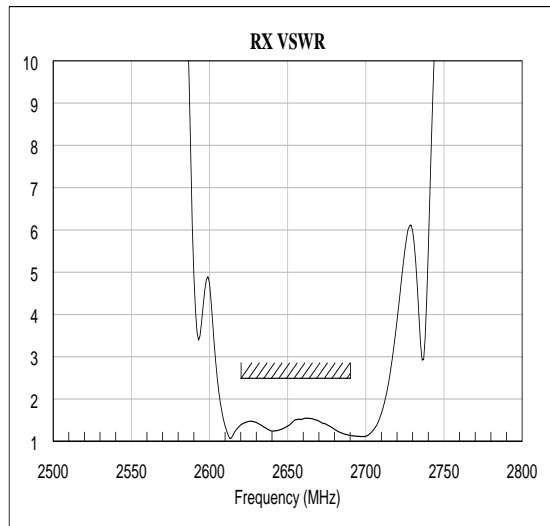
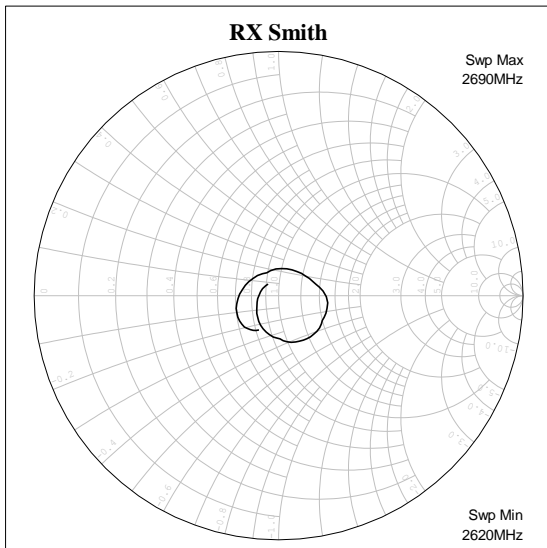
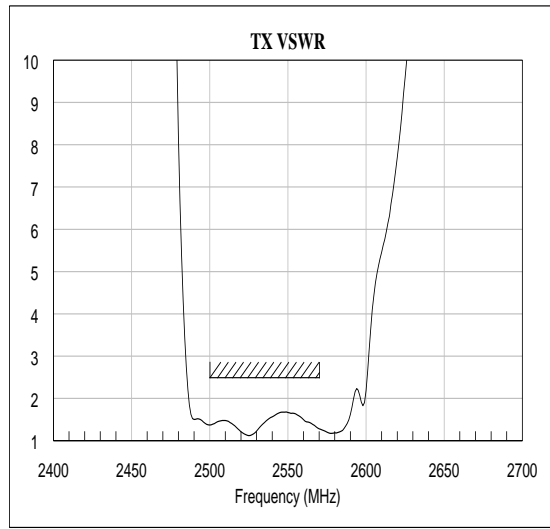
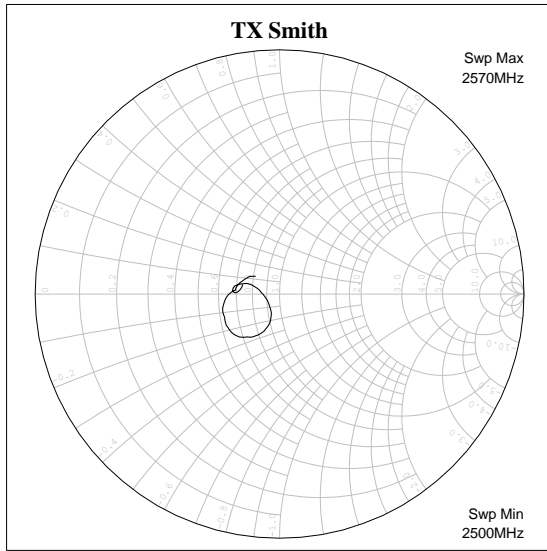


6-2-3-4. Wideband Tx→Rx Transmission Characteristics



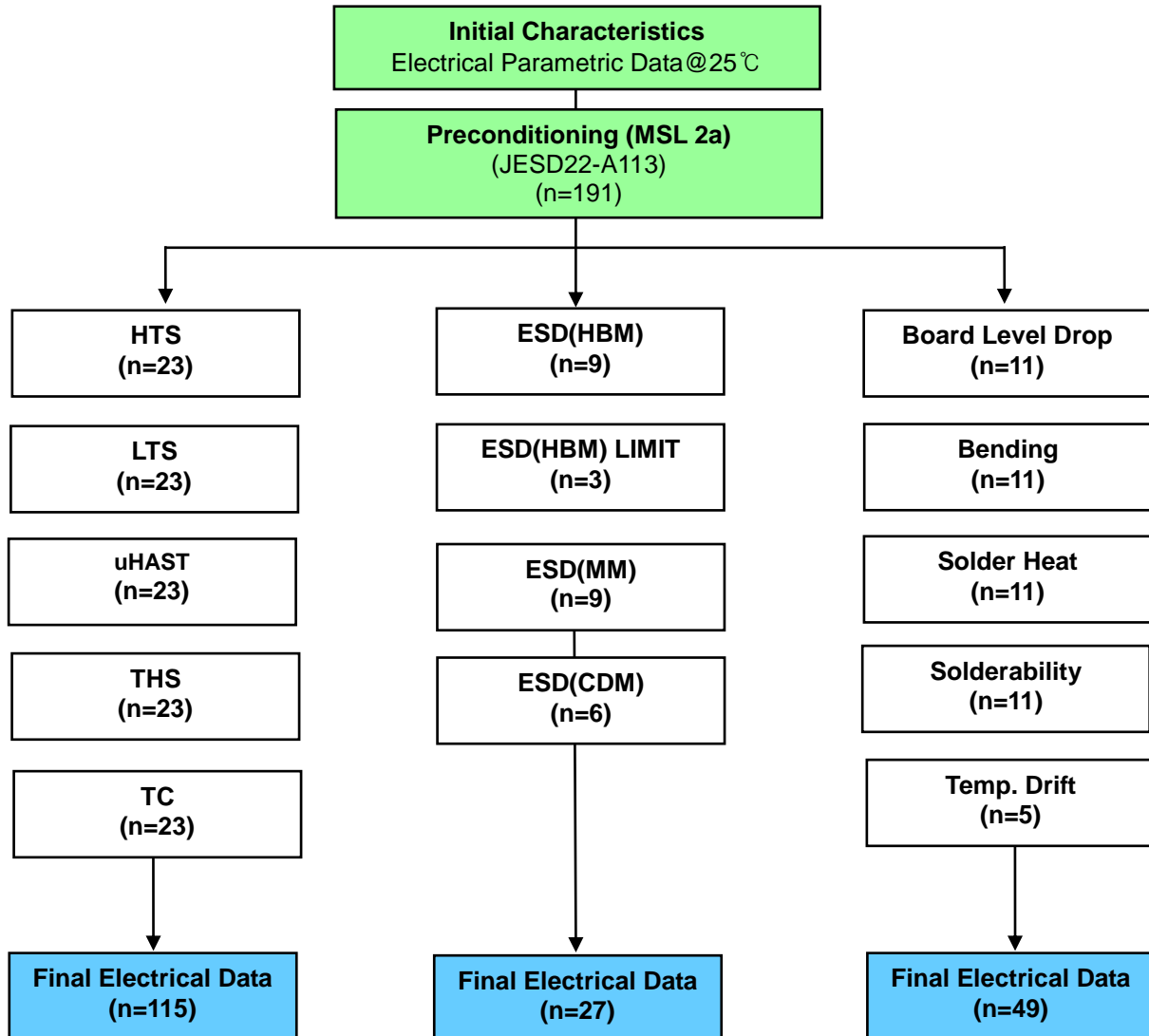
6-2-3-5. Smithchart





7. RELIABILITY

7-1. ENGINEERING SAMPLE FLOW CHART



7-2. TEST ITEM & CONDITION

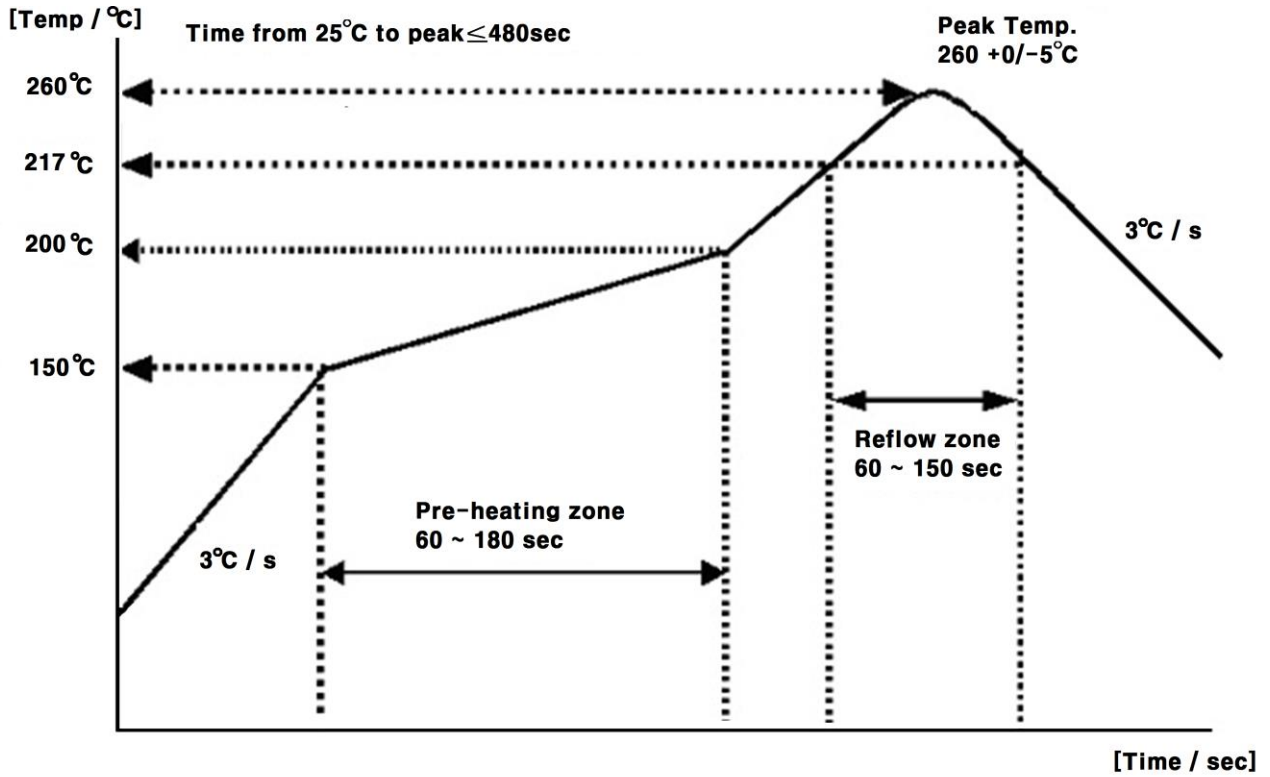
CATEGORY	TEST ITEM	TEST CONDITION	REMARK
	Preconditioning	Bake + Soak(MSL or above) + 3X Reflow duration (Soak 60°C 60% 120HR)	JESD22-A113



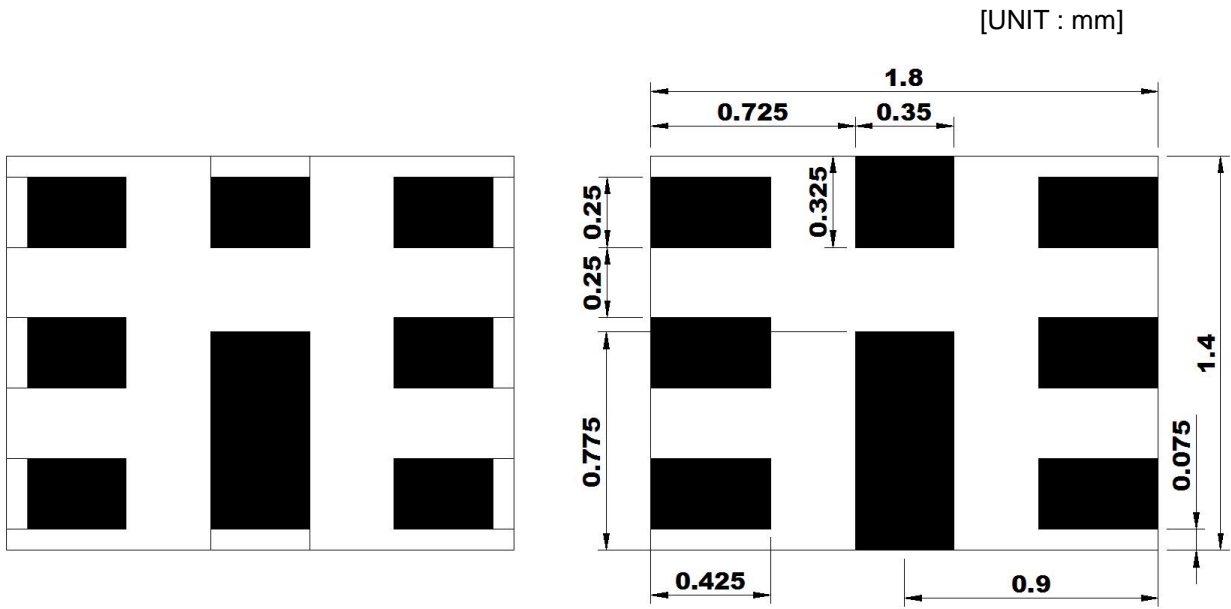
TEST ITEM	REMARK	TEST CONDITION	Duration
HTS (High Temperature Storage)	JESD22-A103	condition A 125(-0/+10)°C	1000hr
LTS (Low Temperature Storage)	JESD22-A119	A -40(-10/+0)°C	1000hr
uHAST (Unbiased HAST)	JESD22-A118	130°C /85% /33.3psi	96hr
THS (Temperature Humidity Storage)	JESD22-A101	85°C /85% RH	1000hr
TC (Temperature Cycle)	JESD22-A104	Condition G (-40°C /125°C)	1000cycle
ESD(HBM)	JESD22-A114	250V or above	-
ESD(HBM) LIMIT	-	300V or above	-
ESD(MM)	JESD22-A115	No spec but need data	-
ESD(CDM)	JESD22-C101	500V or above	-
Board Level Drop Test	JESD22-B111	1500G Duration 0.5ms	150cycle
Bending Test		0.5mm/sec 3times (1mm distance)	
Solder Heat Resistance		260°C	10sec
Solderability		235°C	3sec
Temp Drift		-40°C → +25°C → +125°C	Per conditions 2HR

购买原装正品请认准 德方电子
 免费服务热线: 400-655-8700
 深圳总部电话: 0755-28187877
 网址: www.denovocn.com

8. REFLOW CONDITION



9. RECOMMENDED PCB DIMENSIONS



[SAW, X-ray Top View]

[PCB, X-ray Top View]

10. CAUTION


Moisture Sensitivity Device Caution (MSL LEVEL=2a)

1. Calculated shelf life in sealed bag : 12 month at < 40°C and < 90% relative Humidity(RH)
 2. Peak package body temperature : **260°C**
 3. After bag is opened, devices that will be subjected to reflow solder or other high temperature process must be
 - (a) Mounted within : 672 hours of factory conditions ≤30°C/60% RH, or
 - (b) Stored per J-STD-033
 4. Device require bake, before mounting, if :
 - (a) Humidity Indicator Card reads > 60% when read at 23±5°C
 - (b) 3(a) or 3(b) are not met
 5. If baking is required, refer to IPC/JEDEC J-STD-033 for bake procedure
- Note : Level and body temperature defined by IPC/JEDEC J-STD-020

Aluminum Pack (310mmX370mm)



HIC(Humidity Indication Card)

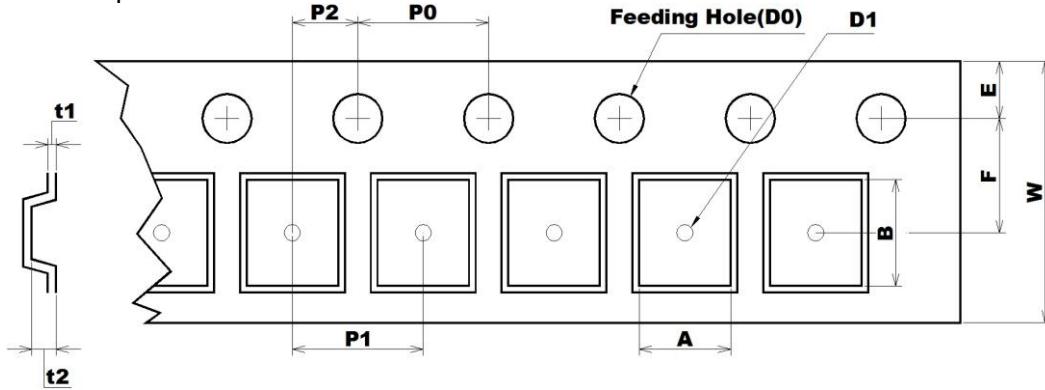


10 to 60% RH

11. PACKING

11-1. DIMENSIONS

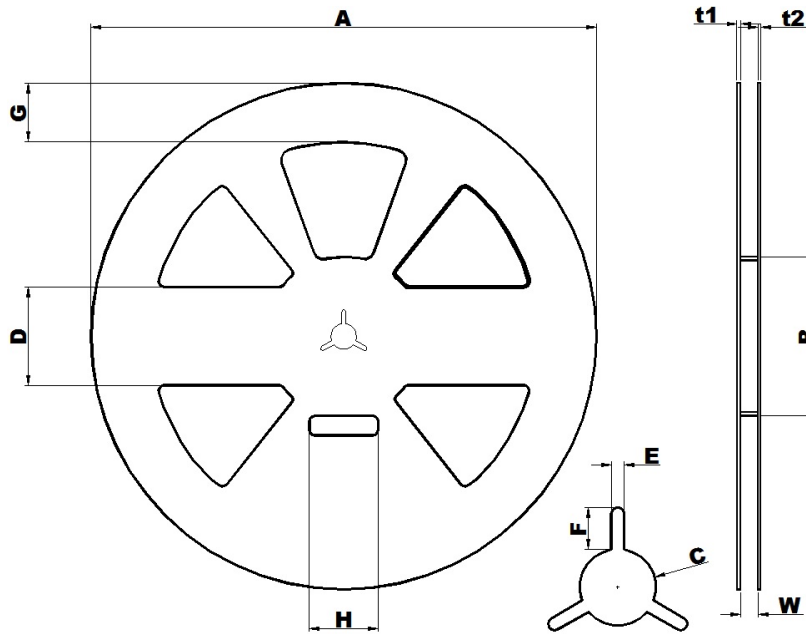
- Carrier Tape



[Unit: mm]

A	B	D0	D1	E	F	P0	P1	P2	t1	t2	W
1.60	2.00	Ø1.55	Ø1.00	1.75	3.50	4.00	4.00	2.00	0.25	0.80	8.00
0.05	0.05	0.05	MIN	0.10	0.05	0.10	0.10	0.05	0.05	0.05	0.10
-0.05	-0.05	-0.05	-	-0.10	-0.05	-0.10	-0.10	-0.05	-0.05	-0.05	-0.10

- Reel



[Unit: mm]

A	B	C	D	E	F	G	H	t1	t2	W
Ø258.0	Ø81.0	Ø13.0	50.0	2.2	7.0	30.0	35.0	1.8	1.5	9.0
+1.0	+1.0	+0.5	+0.8	+0.3	+0.5	+0.8	+1.0	+0.5	+0.5	+1.0
-0.5	-1.0	-0.5	-0.8	-0.3	-0.5	-0.8	-1.0	-0.5	-0.5	-0.5

- The product shall be packed properly not to damaged during transportation and storage

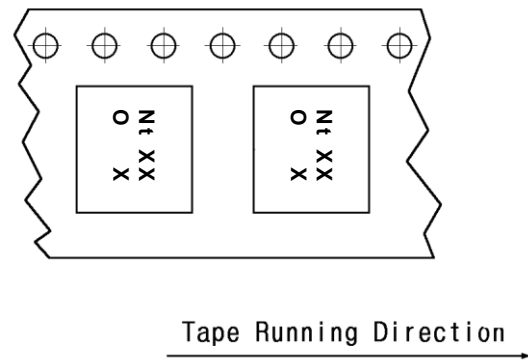
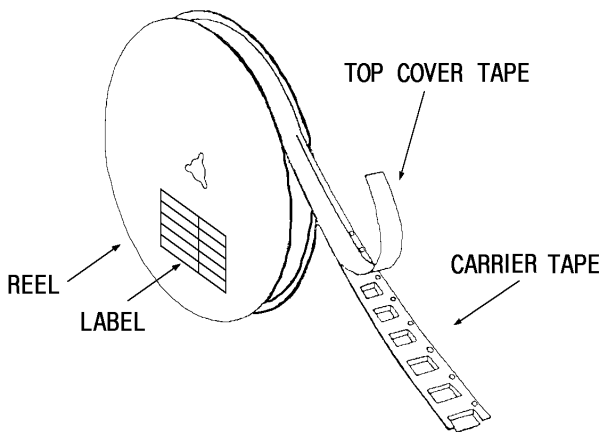
购买原装正品请认准-德方电子
免费服务热线: 400-655-8700
深圳总部电话: 0755-28187877
网址: www.denovocn.com

11-2. REELING QUANTITY

10 inch reel : 8,000 pcs/reel


11-3. TAPING STRUCTURE

11-3-1. The tape shall be wound around the reel in direction shown below.

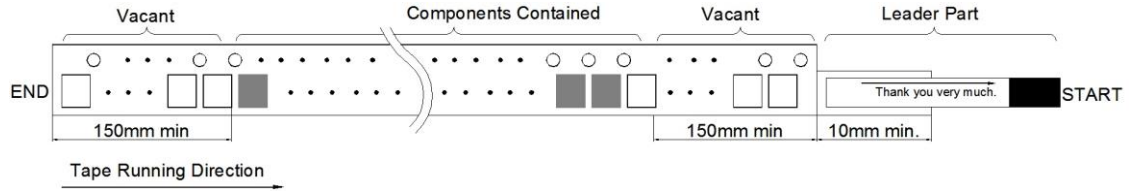


11-3-2. BAR CODE LABEL




- | | | |
|---|---|--------------------|
| ① |  | MODEL NAME BARCODE |
| ② | SFH836AQ101 | Model Name |
| ③ | RLYC12563 | Reel number |
| ④ | 8000 / qAFYU | Quantity / Marking |

1-3-3. Leader part and vacant position specifications.

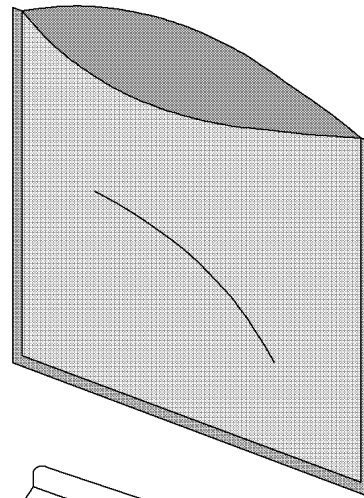


11-4. INNER BOX(Reel Packing) STRUCTURE

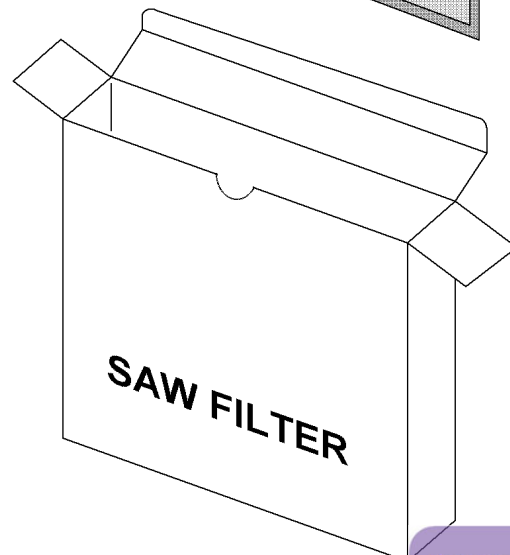
Material: Polycarbonate



Material: Polyethylene + Aluminium
Size: 310×370mm²



Material: Paper
Size: (D)260×(W)37×(H)265mm³

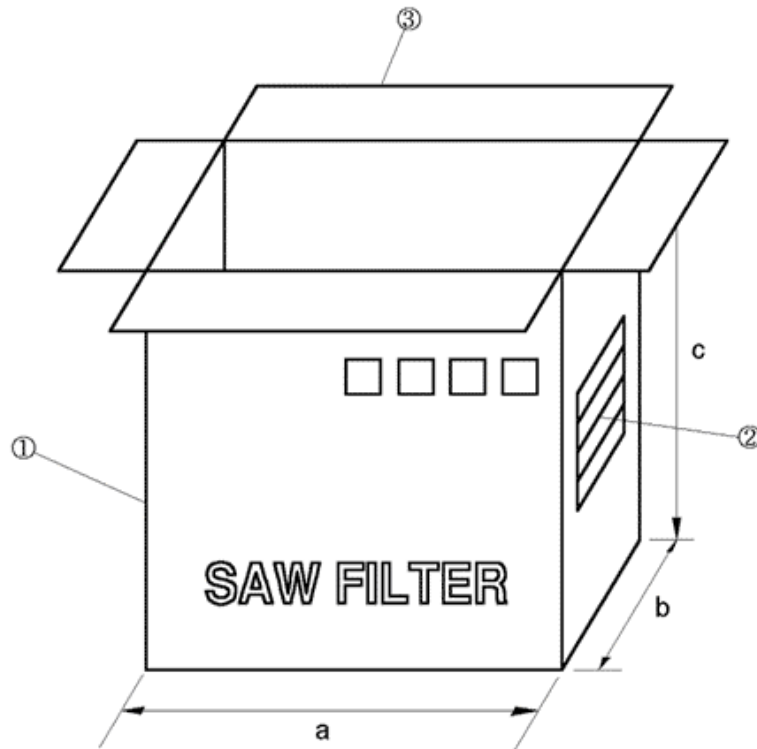


购买原装正品请认准-德方电子
免费服务热线: 400-655-8700
深圳总部电话: 0755-28187877
网址: www.denovocn.com
Apr. 18, 2017

11-5. OUTER BOX STRUCTURE

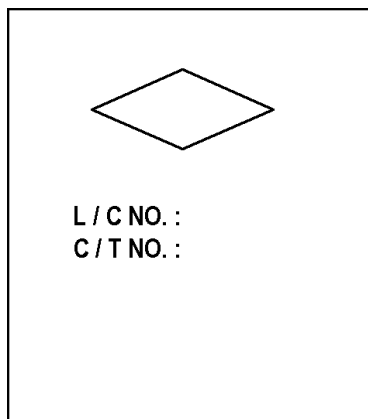
Material : Paper

TYPE	SIZE(mm)			Inner Box #
	a	b	c	
A	270	240	275	6 boxes



SIDE ①

SIDE ②



- SIDE is the same as front side.

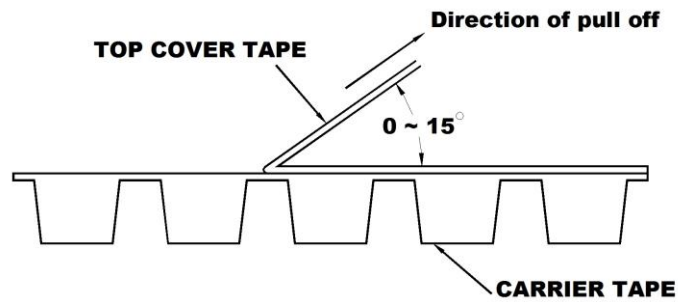
MODEL	
Q'TY	EA
USER	
DATE	. . .

12. TAPE SPECIFICATIONS

12-1. Tensile Strength of Carrier Tape: 4.4N/mm width

12-2. Top Cover Tape Adhesion (See the below figure)

- pull of angle: 0~15 degree
- speed: 300mm/min.
- force: 20~70g



13. RoHS DATA



Test Report No. F690101/LF-CTSAYAA15-37174

Issued Date : 2015. 07. 20

Page 1 of 7

WISOL CO., LTD.
28-40, Gajangsaneopdong-ro
Osan-si, Gyeonggi-do
Korea

The following sample(s) was/were submitted and identified by/on behalf of the client as:-

SGS File No.	: AYAA15-37174
Product Name	: SAW FILTER
Item No./Part No.	: N/A
Buyer(s)	: SAMSUNG
Received Date	: 2015. 07. 15
Test Period	: 2015. 07. 15 to 2015. 07. 20
Test Comments	: By the applicant's specific request, the sampling and testing was performed only for the part indicated in the photo without disassembly.
Test Results	: For further details, please refer to following page(s)

SGS Korea Co., Ltd.



Jeff Jang / Chemical Lab Mgr

This document is issued by the Company subject to its General Conditions of Service printed overleaf, available on request or accessible at <http://www.sgs.com/ko/ko/Terms-and-Conditions.aspx> and, for electronic format documents, subject to Terms and Conditions for Electronic Documents at www.sgs.com/terms-e-document.htm <http://www.sgs.com/terms-e-document.htm>. Attention is drawn to the limitation of liability, indemnification and jurisdiction issues defined therein. Any holder of this document is advised that information contained hereon reflects the Company's findings at the time of its intervention only and within the limits of Client's instructions, if any. The Company's sole responsibility is to its Client and this document does not exonerate parties to a transaction from exercising all their rights and obligations under the transaction documents. This document cannot be reproduced except in full, without prior written approval of the Company. Any unauthorized alteration, forgery or falsification of the content or appearance of this document is unlawful and offenders may be prosecuted to the fullest extent of the law. Unless otherwise stated the results shown in this test report refer only to the sample(s).

F401 Version2

SGS Korea Co., Ltd.

322, The O valley, 76, LS-ro, Dongan-gu, Anyang-si, Gyeonggi-do, Korea 431-080
t +82 (0)31 4808 000 f +82 (0)31 4808 050 <http://www.sgs.com/kr>

Member of the SGS Group (Société Générale de Surveillance)



Test Report No. F690101/LF-CTSAYAA15-37174

Issued Date : 2015. 07. 20

Page 2 of 7

Sample No. : AYAA15-37174.001
 Sample Description : SAW FILTER
 Item No./Part No. : N/A
 Materials : HTCC,GOLD,EPOXY,LT

Heavy Metals

Test Items	Unit	Test Method	MDL	Results
Cadmium (Cd)	mg/kg	With reference to IEC 62321-5:2013 (Determination of Cadmium by ICP-OES)	0.5	N.D.
Lead (Pb)	mg/kg	With reference to IEC 62321-5:2013 (Determination of Lead by ICP-OES)	5	N.D.
Mercury (Hg)	mg/kg	With reference to IEC 62321-4:2013 (Determination of Mercury by ICP-OES)	2	N.D.
Hexavalent Chromium (Cr VI)	mg/kg	With reference to IEC 62321:2008 (Determination of Hexavalent Chromium by spot test/Colorimetric Method using UV-Vis)	1	N.D.
Antimony (Sb)	mg/kg	With reference to EPA 3052(1996), US EPA 6010B(1996), ICP	10	N.D.

Flame Retardants-PBBs/PBDEs

Test Items	Unit	Test Method	MDL	Results
Monobromobiphenyl	mg/kg	With reference to IEC 62321:2008 (Determination of PBBs and PBDEs by GC-MS)	5	N.D.
Dibromobiphenyl	mg/kg	With reference to IEC 62321:2008 (Determination of PBBs and PBDEs by GC-MS)	5	N.D.
Tribromobiphenyl	mg/kg	With reference to IEC 62321:2008 (Determination of PBBs and PBDEs by GC-MS)	5	N.D.
Tetrabromobiphenyl	mg/kg	With reference to IEC 62321:2008 (Determination of PBBs and PBDEs by GC-MS)	5	N.D.
Pentabromobiphenyl	mg/kg	With reference to IEC 62321:2008 (Determination of PBBs and PBDEs by GC-MS)	5	N.D.
Hexabromobiphenyl	mg/kg	With reference to IEC 62321:2008 (Determination of PBBs and PBDEs by GC-MS)	5	N.D.
Heptabromobiphenyl	mg/kg	With reference to IEC 62321:2008 (Determination of PBBs and PBDEs by GC-MS)	5	N.D.
Octabromobiphenyl	mg/kg	With reference to IEC 62321:2008 (Determination of PBBs and PBDEs by GC-MS)	5	N.D.
Nonabromobiphenyl	mg/kg	With reference to IEC 62321:2008 (Determination of PBBs and PBDEs by GC-MS)	5	N.D.
Decabromobiphenyl	mg/kg	With reference to IEC 62321:2008 (Determination of PBBs and PBDEs by GC-MS)	5	N.D.
Monobromodiphenyl ether	mg/kg	With reference to IEC 62321:2008 (Determination of PBBs and PBDEs by GC-MS)	5	N.D.
Dibromodiphenyl ether	mg/kg	With reference to IEC 62321:2008 (Determination of PBBs and PBDEs by GC-MS)	5	N.D.
Tribromodiphenyl ether	mg/kg	With reference to IEC 62321:2008 (Determination of PBBs and PBDEs by GC-MS)	5	N.D.

This document is issued by the Company subject to its General Conditions of Service printed overleaf, available on request or accessible at <http://www.sgs.com/ko/Service-Terms-and-Conditions.aspx> and, for electronic format documents, subject to Terms and Conditions for Electronic Documents at www.sgs.com/terms_e-document.htm http://www.sgs.com/terms_e-document.html. Attention is drawn to the limitation of liability, indemnification and jurisdiction issues defined therein. Any holder of this document is advised that information contained herein reflects the Company's findings at the time of its intervention only and within the limits of Client's instructions, if any. The Company's sole responsibility is to its Client and this document does not exonerate parties to a transaction from exercising all their rights and obligations under the transaction documents. This document cannot be reproduced except in full, without prior written approval of the Company. Any unauthorized alteration, forgery or falsification of the content or appearance of this document is unlawful and offenders may be prosecuted to the fullest extent of the law. Unless otherwise stated the results shown in this test report refer only to the sample(s).

SGS Korea Co., Ltd.

322, The C Valley, 76, LS-ro, Dongan-gu, Anyang-si, Gyeonggi-do, Korea 431-080
 t +82 (0)31 4008 000 f +82 (0)31 4008 050 <http://www.sgs.com/kr>

F401 Version2

Member of the SGS Group (Société Générale de Surveillance)



Test Report No. F690101/LF-CTSAYAA15-37174

Issued Date : 2015. 07. 20

Page 3 of 7

Sample No. : AYAA15-37174.001
 Sample Description : SAW FILTER
 Item No./Part No. : N/A
 Materials : HTCC,GOLD,EPOXY,LT

Flame Retardants-PBBs/PBDEs

Test Items	Unit	Test Method	MDL	Results
Tetrabromodiphenyl ether	mg/kg	With reference to IEC 62321:2008 (Determination of PBBs and PBDEs by GC-MS)	5	N.D.
Pentabromodiphenyl ether	mg/kg	With reference to IEC 62321:2008 (Determination of PBBs and PBDEs by GC-MS)	5	N.D.
Hexabromodiphenyl ether	mg/kg	With reference to IEC 62321:2008 (Determination of PBBs and PBDEs by GC-MS)	5	N.D.
Heptabromodiphenyl ether	mg/kg	With reference to IEC 62321:2008 (Determination of PBBs and PBDEs by GC-MS)	5	N.D.
Octabromodiphenyl ether	mg/kg	With reference to IEC 62321:2008 (Determination of PBBs and PBDEs by GC-MS)	5	N.D.
Nonabromodiphenyl ether	mg/kg	With reference to IEC 62321:2008 (Determination of PBBs and PBDEs by GC-MS)	5	N.D.
Decabromodiphenyl ether	mg/kg	With reference to IEC 62321:2008 (Determination of PBBs and PBDEs by GC-MS)	5	N.D.

Halogen Content

Test Items	Unit	Test Method	MDL	Results
Bromine(Br)	mg/kg	With reference to EN 14582, IC	30	N.D.
Chlorine(Cl)	mg/kg	With reference to EN 14582, IC	30	N.D.

- NOTE: (1) N.D. = Not detected (<MDL)
 (2) mg/kg = ppm
 (3) MDL = Method Detection Limit
 (4) - = No regulation
 (5) Negative = Undetectable / Positive = Detectable
 (6) ** = Qualitative analysis (No Unit)
 (7) * = Boiling-water-extraction:
 Negative = Absence of CrVI coating
 Positive = Presence of CrVI coating; the detected concentration in boiling-water-extraction solution is equal or greater than 0.02 mg/kg with 50 cm² sample surface area.

This document is issued by the Company subject to its General Conditions of Service printed overleaf, available on request or accessible at <http://www.sgs.com/Service/Terms-and-Conditions.aspx> and, for electronic format documents, subject to Terms and Conditions for Electronic Documents at www.sgs.com/terms_e-document.htm, http://www.sgs.com/terms_e-document.htm. Attention is drawn to the limitation of liability, indemnification and jurisdiction issues defined therein. Any holder of this document is advised that information contained herein reflects the Company's findings at the time of its intervention only and within the limits of Client's instructions, if any. The Company's sole responsibility is to its Client and this document does not exonerate parties to a transaction from exercising all their rights and obligations under the transaction documents. This document cannot be reproduced except in full, without prior written approval of the Company. Any unauthorized alteration, forgery or falsification of the content or appearance of this document is unlawful and offenders may be prosecuted to the fullest extent of the law. Unless otherwise stated the results shown in this test report refer only to the sample(s).

SGS Korea Co., Ltd. 322, The O' valley, 75, J.S-ro, Dongan-gu, Anyang-si, Gyeonggi-do, Korea 431-080
 t +82 (0)31 4808 000 f +82 (0)31 4808 050 <http://www.sgs.com>

F401 Version2


Member of the SGS Group (Société Générale de Surveillance)



Test Report No. F690101/LF-CTSAYAA15-37174

Issued Date : 2015. 07. 20

Page 4 of 7



This document is issued by the Company subject to its General Conditions of Service printed overleaf, available on request or accessible at <http://www.sgs.com/ko/Terms-and-Conditions.aspx> and, for electronic format documents, subject to Terms and Conditions for Electronic Documents at www.sgs.com/terms_e-document.htm, http://www.sgs.com/terms_e-document.html. Attention is drawn to the limitation of liability, indemnification and jurisdiction issues defined therein. Any holder of this document is advised that information contained hereon reflects the Company's findings at the time of its intervention only and within the limits of Client's instructions, if any. The Company's sole responsibility is to its Client and this document does not exonerate parties to a transaction from exercising all their rights and obligations under the transaction documents. This document cannot be reproduced except in full, without prior written approval of the Company. Any unauthorized alteration, forgery or falsification of the content or appearance of this document is unlawful and offenders may be prosecuted to the fullest extent of the law. Unless otherwise stated the results shown in this test report refer only to the sample(s).

SGS Korea Co., Ltd. 322, The C valley, 76, LS-ro, Dongan-gu, Anyang-si, Gyeonggi-do, Korea 431-030
T +82 (0)31 4608 000 F +82 (0)31 4608 059 <http://www.sgskorea.kr>

F401 Version2

Member of the SGS Group (Sociétés Générales de Surveillance)

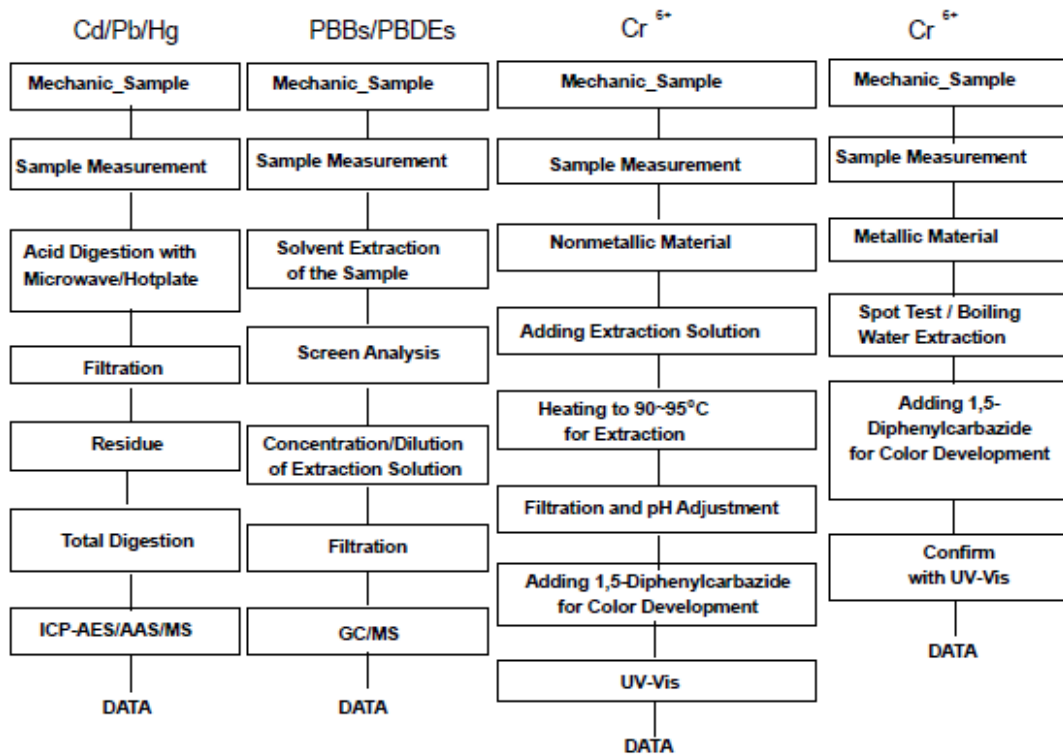


Test Report No. F690101/LF-CTSAYAA15-37174

Issued Date : 2015. 07. 20

Page 5 of 7

Testing Flow Chart for RoHS: Cd/Pb/Hg/Cr⁶⁺ /PBBs&PBDEs Testing



The samples were dissolved totally by pre-conditioning method according to above flow chart for Cd,Pb,Hg.
Section Chief : Gilsae Yi

This document is issued by the Company subject to its General Conditions of Service printed overleaf, available on request or accessible at <http://www.sgs.com/sgs/online/Terms-and-Conditions.aspx> and, for electronic format documents, subject to Terms and Conditions for Electronic Documents at www.sgs.com/terms_e-document.htm http://www.sgs.com/terms_e-document.htm. Attention is drawn to the limitation of liability, indemnification and jurisdiction issues defined therein. Any holder of this document is advised that information contained herein reflects the Company's findings at the time of its intervention only and within the limits of Client's instructions, if any. The Company's sole responsibility is to its Client and this document does not exonerate parties to a transaction from exercising all their rights and obligations under the transaction documents. This document cannot be reproduced except in full, without prior written approval of the Company. Any unauthorized alteration, forgery or falsification of the content or appearance of this document is unlawful and offenders may be prosecuted to the fullest extent of the law. Unless otherwise stated the results shown in this test report refer only to the sample(s).

SGS Korea Co., Ltd. 322, The O valley, 76, LS-ro, Dongan-gu, Anyang-si, Gyeonggi-do, Korea 431-080
t +82 (0)31 4808 000 f +82 (0)31 4808 050 <http://www.sgskorea.kr>

F401 Version2

Member of the SGS Group (Société Générale de Surveillance)

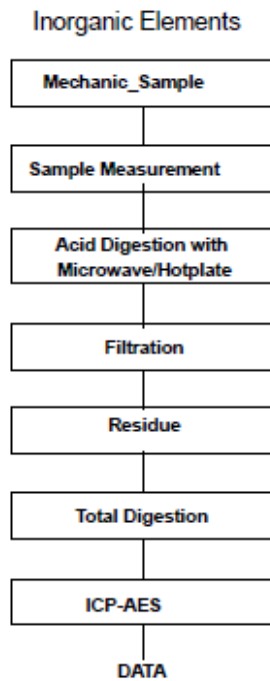


Test Report No. F690101/LF-CTSAYAA15-37174

Issued Date : 2015. 07. 20

Page 6 of 7

Flow Chart for Inorganic Elements Testing



Major Inorganic Heavy Metals	Antimony(Sb) , Beryllium(Be) , Phosphorus(P) , Arsenic(As) etc.
------------------------------	---

This document is issued by the Company subject to its General Conditions of Service printed overleaf, available on request or accessible at <http://www.sgs.com/ko/ko/ko/Terms-and-Conditions.aspx> and, for electronic format documents, subject to Terms and Conditions for Electronic Documents at www.sgs.com/terms_e-document.htm http://www.sgs.com/terms_e-document.htm. Attention is drawn to the limitation of liability, indemnification and jurisdiction issues defined therein. Any holder of this document is advised that information contained hereon reflects the Company's findings at the time of its intervention only and within the limits of Client's instructions, if any. The Company's sole responsibility is to its Client and this document does not exonerate parties to a transaction from exercising all their rights and obligations under the transaction documents. This document cannot be reproduced except in full, without prior written approval of the Company. Any unauthorized alteration, forgery or falsification of the content or appearance of this document is unlawful and offenders may be prosecuted to the fullest extent of the law. Unless otherwise stated the results shown in this test report refer only to the sample(s).

SGS Korea Co.,Ltd. 322, The O valley, 76, LS-ro, Dongan-gu, Anyang-si, Gyeonggi-do, Korea 431-080
t +82 (0)31 4608 000 f +82 (0)31 4608 050 <http://www.sgs.com/kr>

F401 Version2

Member of the SGS Group (Société Générale de Surveillance)

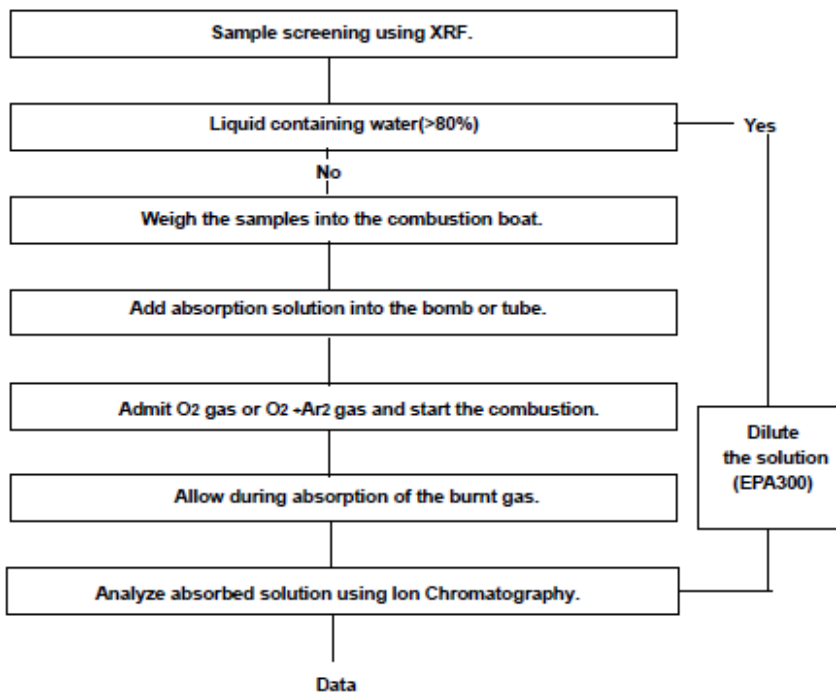


Test Report No. F690101/LF-CTSAYAA15-37174

Issued Date : 2015. 07. 20

Page 7 of 7

Flow Chart for Halogen Test



*** End of Report ***

This document is issued by the Company subject to its General Conditions of Service printed overleaf, available on request or accessible at <http://www.sgs.com/sgs.com/en/Terms-and-Conditions.aspx> and, for electronic format documents, subject to Terms and Conditions for Electronic Documents at www.sgs.com/terms_e-document.htm / http://www.sgs.com/terms_e-document.htm. Attention is drawn to the limitation of liability, indemnification and jurisdiction issues defined therein. Any holder of this document is advised that information contained hereon reflects the Company's findings at the time of its intervention only and within the limits of Client's instructions, if any. The Company's sole responsibility is to its Client and this document does not exonerate parties to a transaction from exercising all their rights and obligations under the transaction documents. This document cannot be reproduced except in full, without prior written approval of the Company. Any unauthorized alteration, forgery or falsification of the content or appearance of this document is unlawful and offenders may be prosecuted to the fullest extent of the law. Unless otherwise stated the results shown in this test report refer only to the sample(s).

SGS Korea Co., Ltd. | 322, The O valley, 75, LS-ro, Dongan-gu, Anyang-si, Gyeonggi-do, Korea 431-000
t +82 (0)31 4606 000 f +82 (0)31 4606 059 <http://www.sgsgroup.kr>

F401 Version2

Member of the SGS Group (Sociétés Générales de Surveillance)