



苏州敏芯微电子技术股份有限公司
MEMSensing Microsystems (Suzhou, China) Co., Ltd.

Data Sheet

V 1.3 / Sept. 2018

MSM42A3722H9L

Analog output MEMS microphone



购买原装正品请认准-德方电子
免费服务热线: 400-655-8700
深圳总部电话: 0755-28187877
网址: www.denovocn.com

MSM42A3722H9L

Analog output MEMS microphone



GENERAL DESCRIPTION

MSM42A3722H9L is an omnidirectional, Top-ported, analog output MEMS microphone. It has high performance and reliability.

MSM42A3722H9L is available in a thin 3.76 mm × 2.24 mm × 1.1 mm metal cap LGA package. It is SMT compatible with no sensitivity degradation.


APPLICATIONS

- ✧ Mobile Phone
- ✧ Laptop
- ✧ Tablet computer
- ✧ Bluetooth headset
- ✧ Earphone
- ✧ Wearable intelligent equipment

FEATURES

- ✧ Low Noise
- ✧ Omnidirectional
- ✧ Standard SMD Reflow
- ✧ Compatible with Sn/Pb and Pb-free solder processes
- ✧ RoHS/Halogen free compliant

PRODUCT VIEW



MSM42A3722H9L

Analog output MEMS microphone



ABSOLUTE MAXIMUM RATINGS

Parameter	Maximum value	Unit
Supply Voltage	-0.3 to 4.0	V
Sound Pressure Level	140	dB SPL
Mechanical Shock	3000	g
Storage temperature	-40 to 100	°C

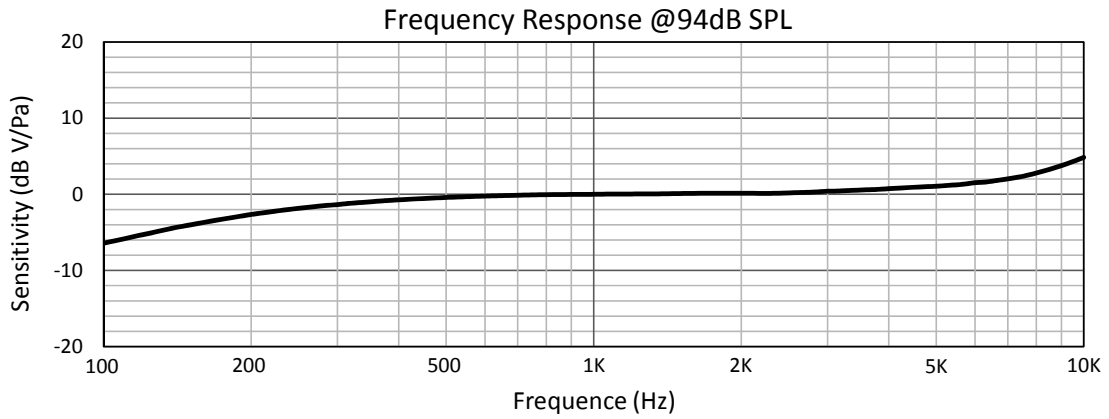
Stresses exceeding these “Absolute Maximum Ratings” may cause permanent damage to the device. These are stress ratings only. Functional operation at these or any other conditions beyond those indicated under “Acoustic & Electrical Specifications” is not implied. Exposure beyond those indicated under “Acoustic & Electrical Specifications” for extended periods may affect device reliability.

ACOUSTIC & ELECTRICAL SPECIFICATIONS

All data taken at 25°C, Relative Humidity 45±5% unless otherwise specified					
	Limits			unit	condition
	Min.	Nom.	Max.		
Directivity	Omni directional				
Sensitivity	-45	-42	-39	dB	@1kHz ref 1V/Pa
Operation voltage	1.5	-	3.6	V	
Freq. range	Refer to the frequency response graphic			Hz	Ref to sensitivity@1kHz
Sensitivity loss across supply voltage	No change across the voltage range			dB	
Signal to noise ratio	-	57	-	dB	20 kHz bandwidth, A-weighted
THD	-	0.2	-	%	94dB SPL @1kHz S =Nom, Rload > 2 k
AOP	-	125	-	dB SPL	10% THD @1kHz S =Nom, Rload > 2 k
Polarity	decreasing output voltage				Increasing sound pressure
Out impedance	-	200	-	Ω	@1kHz
DC Output	0.7			V	
PSRR	-	70	-	dB	200mVpp sine wave @ 1 kHz, VDD = 1.8V
PSR	-	-100	-	dBV(A)	100 mVpp square wave@ 217 Hz, VDD = 1.8V, A-weighted
Current consumption	-	150	170	μA	

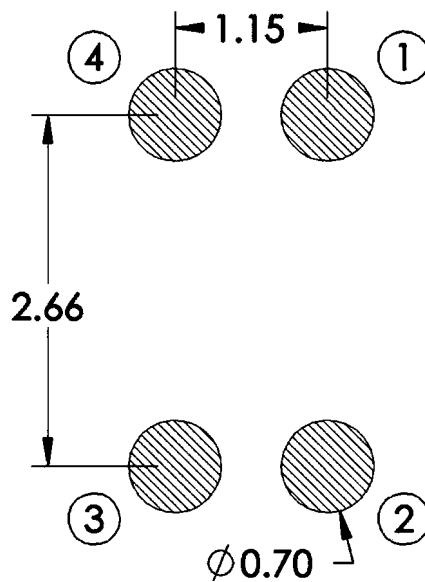


TYPICAL FREQUENCY RESPONSE



SMT Parameters:

1. Recommend PCB land pattern layout: (unit: mm)



MSM42A3722H9L

Analog output MEMS microphone

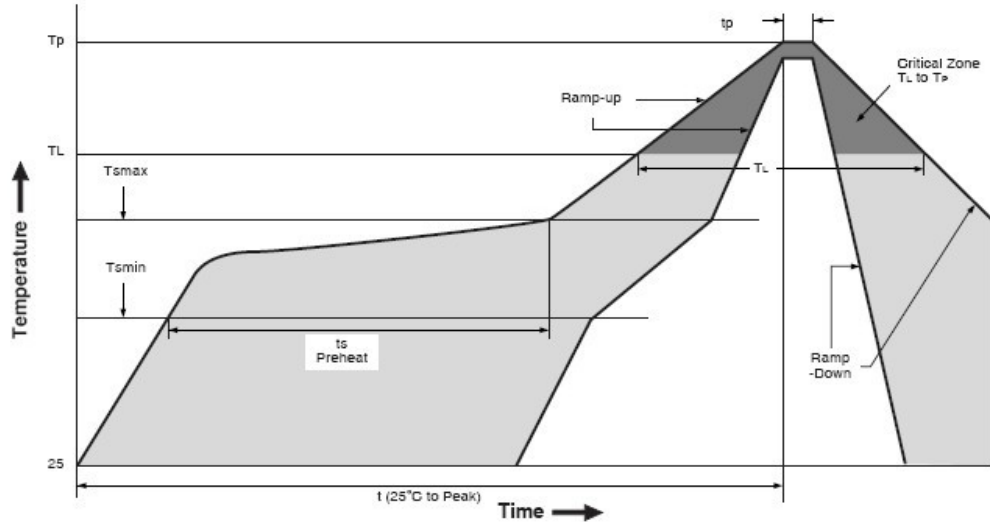


苏州敏芯微电子技术股份有限公司

MEMSensing Microsystems (Suzhou, China) Co., Ltd.



2. Recommend reflow profile:



Description	Parameter	Pb-free
Average ramp-up rate	T_{smax} to T_p	3°C/sec max
Preheat		
Minimum temperature	T_{SMIN}	150 °C
Maximum temperature	T_{SMAX}	200 °C
Time(T_{SMIN} to T_{SMAX})	t_s	60 sec to 180 sec
Ramp-up rate	T_{SMAX} to T_L	1.25 °C/sec
Time maintained above liquidus temperature	t_L	60 sec to 150 sec
Liquidus temperature	T_L	217 °C
Peak temperature	T_p	260 °C
Time within 5°C of actual peak temperature	t_p	20 sec to 40 sec
Ramp-down rate	T_p to T_{smax}	6 °C/sec max
Time 25 °C ($t_{25 °C}$) to peak temperature	t	8 minutes max

MSM42A3722H9L

Analog output MEMS microphone

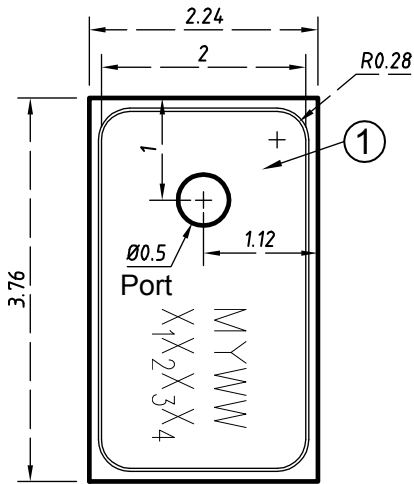
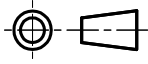


苏州敏芯微电子技术股份有限公司

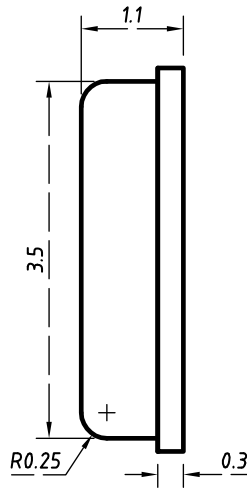
MEMSensing Microsystems (Suzhou, China) Co., Ltd.



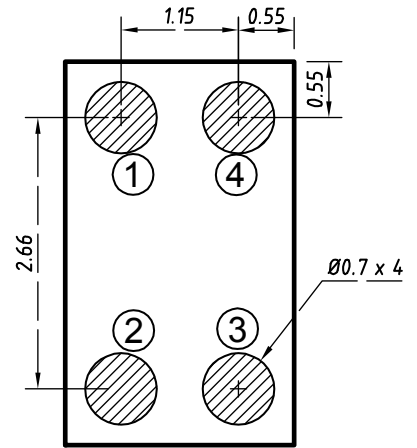
OUTLINE DIMENSIONS AND PIN DEFINITION:



TOP VIEW



SIDE VIEW



BOTTOM VIEW

PIN function description

PIN#	Function
1	VDD
2	GND
3	GND
4	OUT

Item	Dimension	Tolerance
Length (L)	3.76	±0.10
Width (W)	2.24	±0.10
Height (H)	1.10	±0.10
Acoustic Port (AP)	∅0.5	±0.05

Dimensions are in millimeters, tolerance is ±0.15mm unless otherwise specified.

MYWW X ₁ X ₂ X ₃ X ₄	M	Memsensing
	Y	Year(A~Z)
	WW	Week
	X ₁ X ₂ X ₃ X ₄	Serial Number

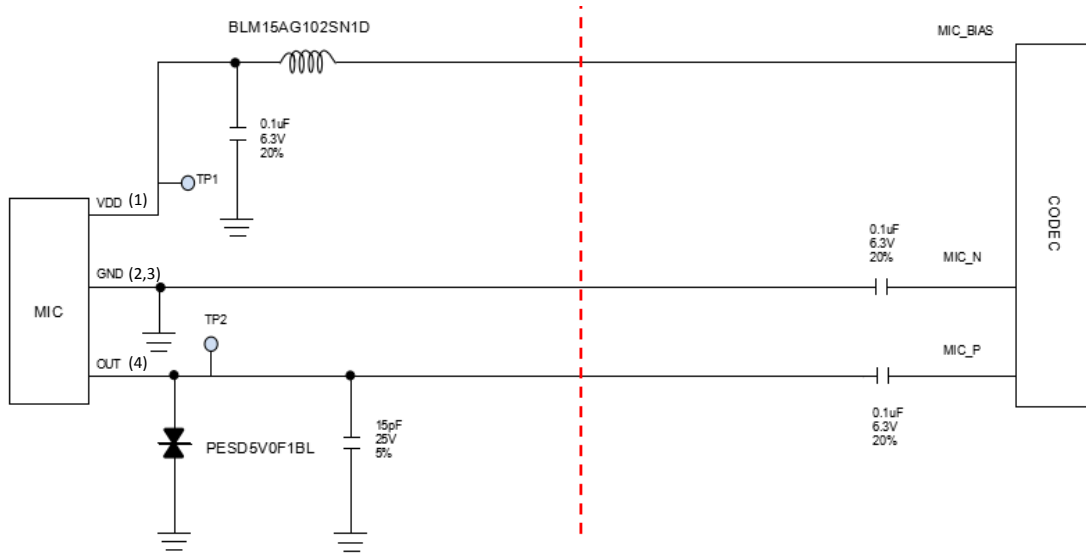
MSM42A3722H9L

Analog output MEMS microphone



RECOMMENDED INTERFACE CIRCUIT:

- Recommended Application Example (differential amplification circuit)



NOTE: It is recommended that the components on the left side of red line be placed close to MIC, and components on the right side of red line be placed close to codec.

MSM42A3722H9L

Analog output MEMS microphone



ADDITIONAL NOTES

- (A) MSL (moisture sensitivity level) Class 1.
- (B) Maximum of 3 reflow cycles is recommended.
- (C) In order to minimize device damage:
 - Do not board wash or clean after the reflow process.
 - Do not brush board with or without solvents after the reflow process.
 - Do not directly expose to ultrasonic processing, welding, or cleaning.
 - Do not insert any object in port hole of device at any time.
 - Do not apply air pressure into the port hole.
 - Do not pull a vacuum over port hole of the microphone.

STORAGE AND TRANSPORTATION

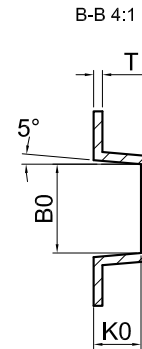
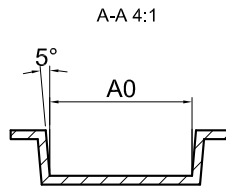
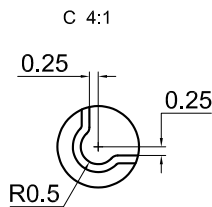
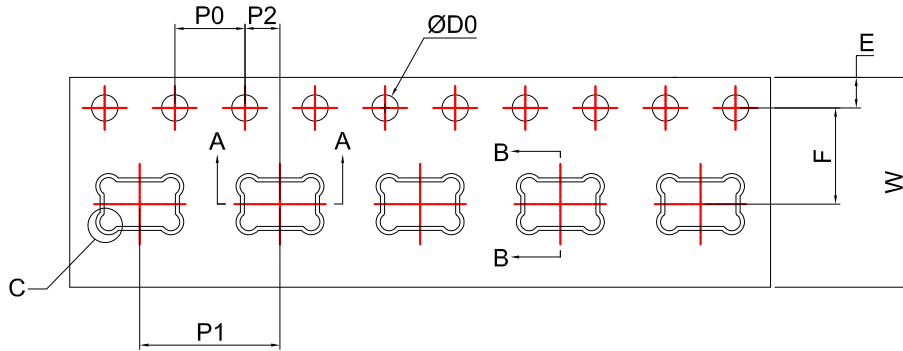
- (A) Keep MEMS MIC in warehouse with less than 75% humidity and without sudden temperature change, acid air, any other harmful air or strong magnetic field.
 - Recommend floor life (out of bag) at factory no more than 4 weeks.
- (B) The MEMS MIC with normal pack can be transported by ordinary conveyances. Please protect products against moist, shock, sunburn and pressure during transportation.

MATERIALS STATEMENT

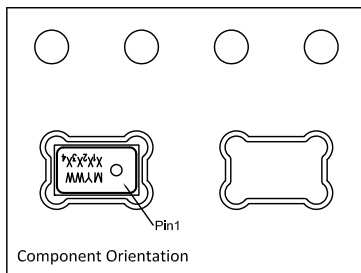
Meets the requirements of the European RoHS and Halogen-Free.



PACKAGING & MARKING DETAIL:



Direction of Feed →



ITEM	W	E	F	ØD0	K0
DIM(mm)	12.00±0.30	1.75±0.10	5.50±0.10	1.50 ^{+0.10} ₀	1.35±0.10
ITEM	P0	10P0	P1	A0	B0
DIM(mm)	4.00±0.10	40.00±0.20	8.00±0.10	4.06±0.10	2.54±0.10
ITEM	P2	T			
DIM(mm)	2.00±0.10	0.25±0.05			

Note:

- 1) Dimensions are in mm;
- 2) Don't put the vacuum suction nozzle alignment the port hole;
- 3) Type & Reel Per EIA-481 standard;
- 4) Label applied to external package and direct to reel;
- 5) Static voltage <100V;

Model Number	Reel Diameter	Quantity Per Reel
MSM42A3722H9L	13 inch	5700

MSM42A3722H9L

Analog output MEMS microphone



苏州敏芯微电子技术股份有限公司
MEMSensing Microsystems (Suzhou, China) Co., Ltd.



RELIABILITY SPECIFICATIONS

Test	Description
Thermal Shock	100 cycles air-to-air thermal shock from -40°C to +125°C with 15 minute soaks.
High Temperature Storage	1,000 hours at +105°C environment
Low Temperature Storage	1,000 hours at -40°C environment
Reflow	5 reflow cycles with peak temperature of +260°C
ESD-HBM	3 discharges of ±2 kV direct contact to I/O pins.
ESD- LID-GND	3 discharges of ±8 kV direct contact to lid while unit is grounded.
ESD-MM	3 discharges of ±200V direct contact to I/O pins.
Vibration	4 cycles of 20 to 2,000 Hz sinusoidal sweep with 20 G peak acceleration lasting 12 minutes in X, Y, and Z directions.
Mechanical Shock	3 pulses of 3000 G in the X, Y and Z direction
High Temperature Bias	1,000 hours at +105°C under bias
Low Temperature Bias	1,000 hours at -40°C under bias
Temperature/Humidity Bias	1,000 hours at +85°C/85% R.H. under bias.
Drop Test	To be no interference in operation after dropped to 1.0cm steel plate 18 times from 1.5 meter height

NOTE:Sensitivity should vary within ±3dB from initial sensitivity. (The measurement to be done after 2 hours of conditioning at 20±2 °C, R.H 60%~70%)

MSM42A3722H9L
Analog output MEMS microphone



REVISION HISTORY:

Revision	Subjects (major changes since last revision)	Date
1.0	Initial Release	2016-10-14
1.1	Update packaging detail	2017-10-24
1.2	Update Marking rule	2018-06-22
1.3	Update typical of SNR	2018-09-17

公司销售、技术支持联系方式 (http://www.memsensing.com)	
For English: MEMSensing Microsystems(Suzhou,China) Co. Ltd. No. 99 Jinji Lake Avenue, Bldg. NW-09, Suite 501 Suzhou Industrial Park, China 215123 Phone: +86 512 62956055 Fax: +86 512 62956056	中文用户: 苏州敏芯微电子技术股份有限公司 苏州工业园区金鸡湖大道 99 号, NW-09 楼, 501 室 中国 215123 电话: +86 512 62956055 传真: +86 512 62956056
Disclaimer: specifications and characteristics are subject to change without notice. MEMSensing Microsystems Co. Ltd. assumes no liability to any customer, licensee or any third party for any damages or any kind of nature whatsoever related to using this technical data.	